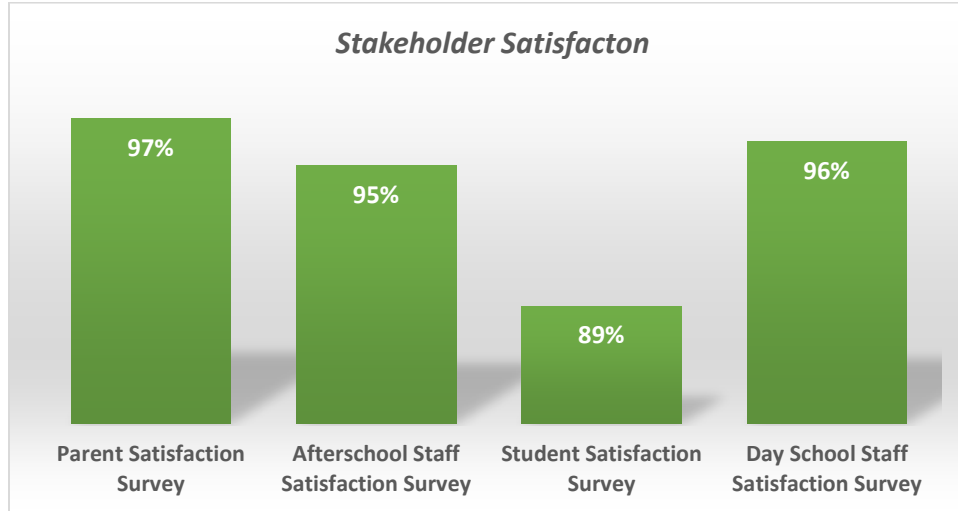


PART III EXECUTIVE SUMMARY OF KEY FINDINGS

The program achieved all of the **Program Performance Objectives (PPOs)**. The objectives (PPOs) to be measured are established by the grant application submitted to the Ohio Department of Education. “**Performance Measures**” (PMs, see Appendix N) are subsets of the 21st Century objectives listed above. An evaluation plan was formed by the program leadership and the external evaluator at the beginning of the year to measure the programs’ impact.

Evaluation Question 6: What is the level of stakeholder satisfaction?



“I love that my child enjoys the program activities and receives additional help with homework.”

A. Academics

Evaluation Question 1: Have the homework assistance opportunities benefitted students?

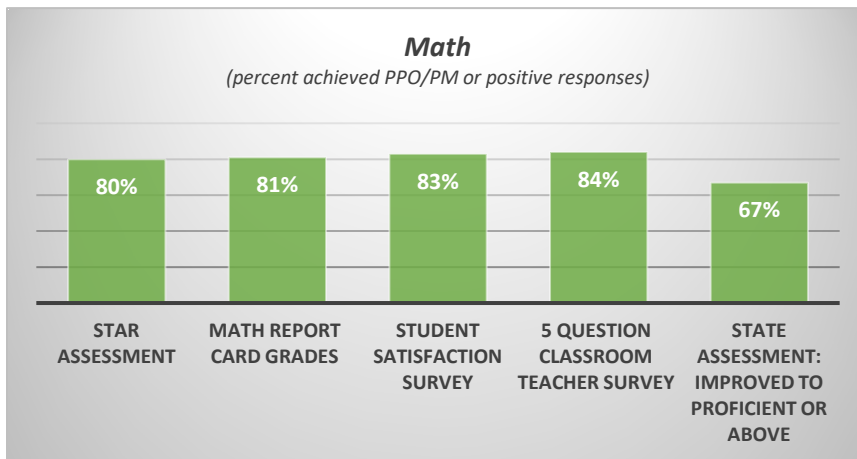
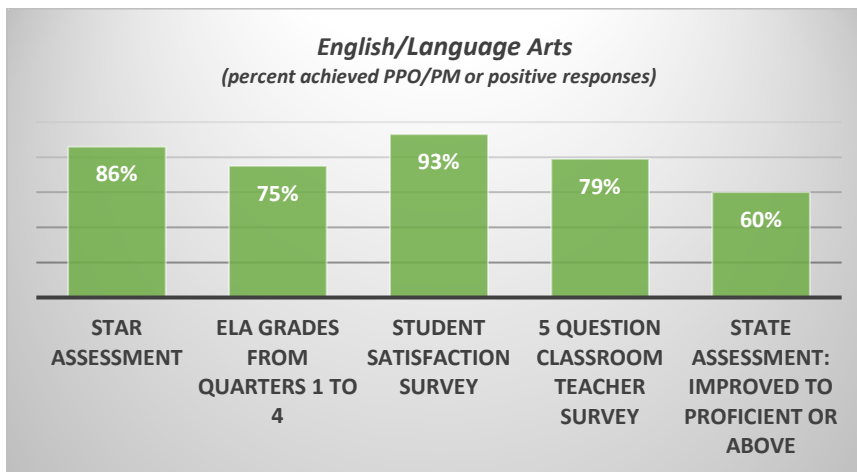
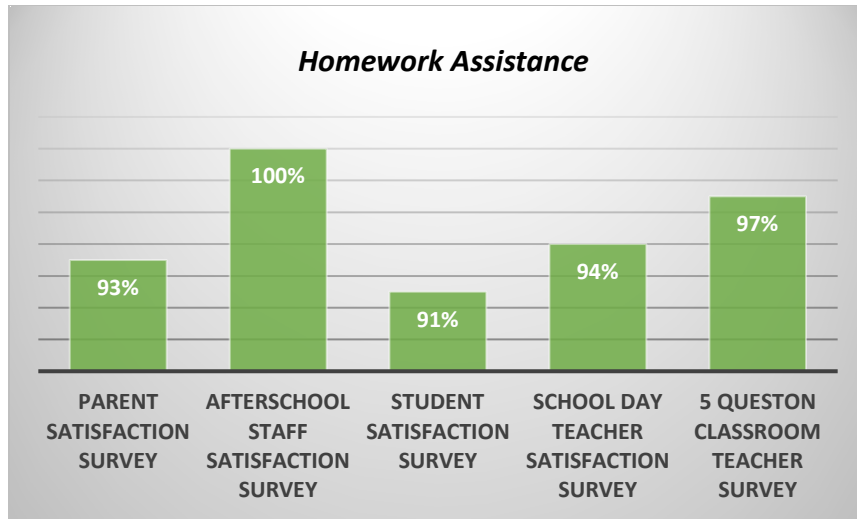
- **Program Performance Objective (PPO) 4:** As of May 2023, teacher surveys will report 70% of the students who attend afterschool for 30 days or more will have satisfactory or above **homework completion**, class participation, and good behavior management rates for the school year. **(ACHIEVED)**

Evaluation Question 2: What evidence is there to suggest the afterschool program is having an impact on students’ reading outcomes.

- **PPO 1:** By May 2023, 70% of K-5 students that attend afterschool for 30 days or more will meet or exceed a Student Growth Percentile (SPG) of 40 on the STAR Reading Assessment. **(ACHIEVED)**
- **PPO 5:** As of May 2023, teacher surveys will report 70% of the students who attend afterschool for 30 days or more will have satisfactory or above rate in reading. **(ACHIEVED)**

Evaluation Question 3: What evidence is there to suggest the afterschool program is having an impact on students’ math outcomes.

- **PPO 2:** By May 2023, 70% of K-5 students that attend afterschool for 30 days or more will meet or exceed a Student Growth Percentile (SPG) of 40 on the STAR Math Assessment. **(ACHIEVED)**
- **PPO 6:** As of May 2023, teacher surveys will report 70% of the students who attend afterschool for 30 days or more will have satisfactory or above rate in math. **(ACHIEVED)**

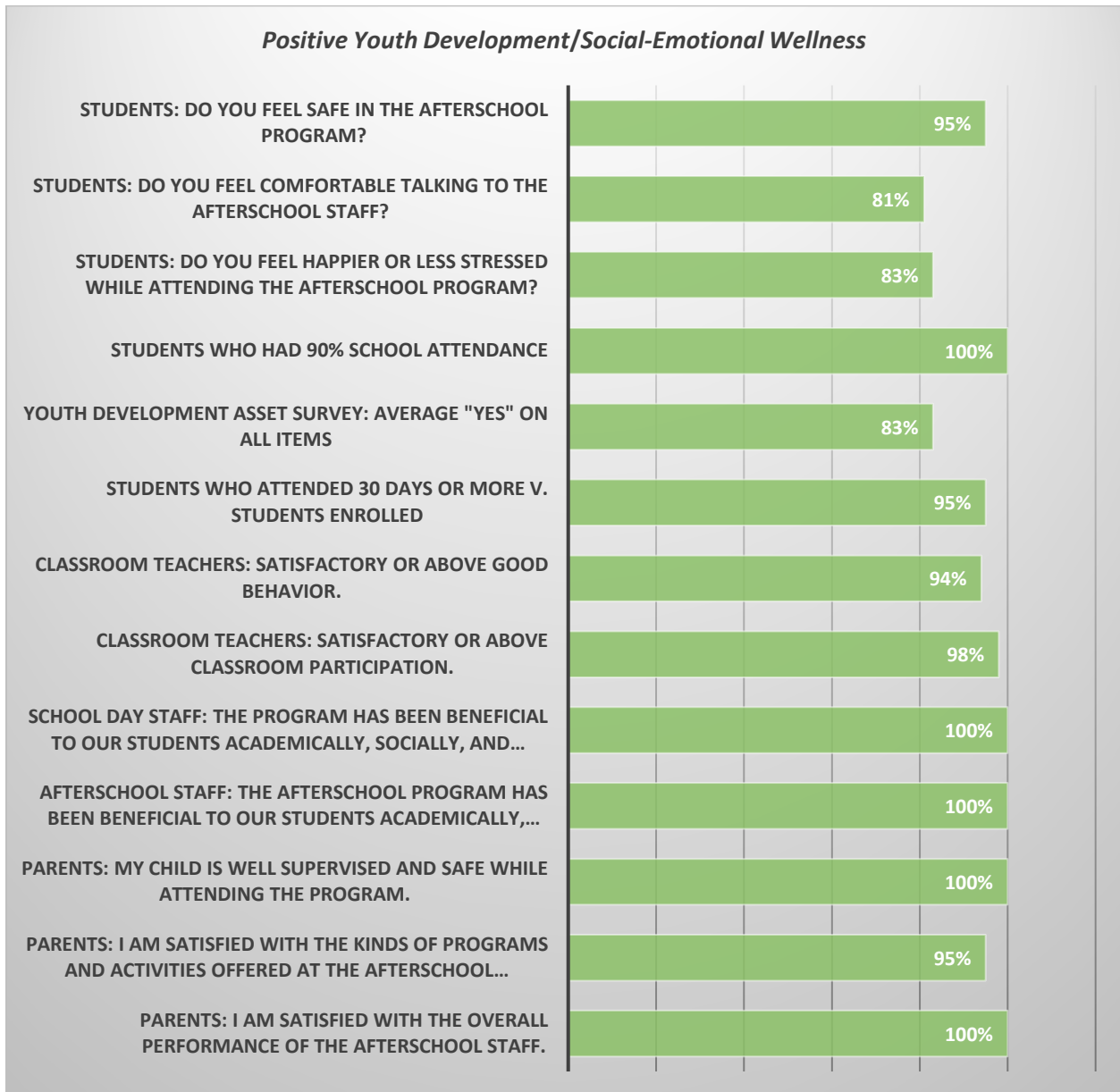


“Both kids legitimately enjoyed the extra instruction, and it has made a huge difference in their progress this year.”

B. Positive Youth Development/Social-Emotional Wellness

Evaluation Question 4: What impact have the youth development activities had on the social-emotional wellness of students?

- **PPO 3:** As of May 2023, students that attend afterschool 30 days or more will achieve a day school attendance rate of at least 90% for the school year. **(ACHIEVED)**
- **PPO 4:** As of May 2023, teacher surveys will report 70% of the students who attend afterschool for 30 days or more will have satisfactory or above homework completion, **class participation**, and **good behavior** management rates for the school year. **(ACHIEVED)**

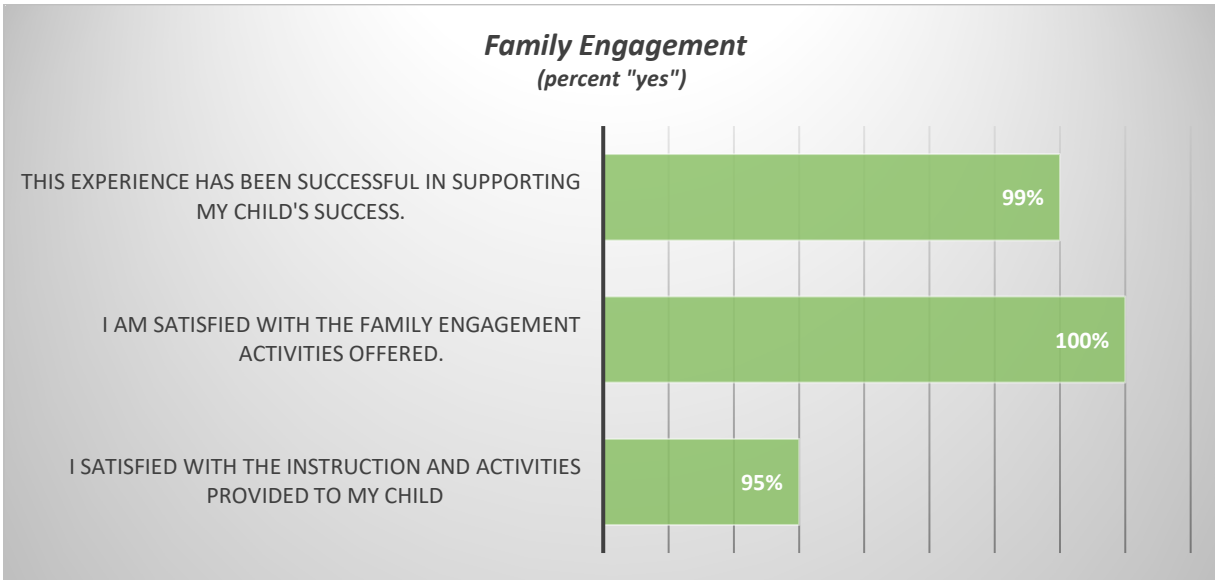


"Lilly really loves the program. She always comes home happy."

C. Family Engagement

Evaluation Question 5: What evidence is there to suggest that participation in afterschool parent engagement activities influence the parent’s ability to support their child’s education?

- **PPO 7:** By May 2023, at least 70% of the parents of students that attend DRAGONS DEN for 30 or more days will engage in two or more opportunities involving student learning. **(ACHIEVED)**
- **PPO 8:** By May 2023, at least 70% of the parents that engage in two or more opportunities will report them as increasing their capacities to support students’ academic success. **(ACHIEVED)**



“Amazing program for both me and my granddaughter.”

PART V RECOMMENDATIONS/LESSONS LEARNED

A. Recommendations and next steps.

With the program concluding the final year of the grant, funding for continuing the program is the paramount concern. Dragons Den has become a vital program for vulnerable students still recovering from the effects of pandemic disruptions and in need of emotional support. A partnership between the school district and the Gallia-Vinton ESC may be able to facilitate the program next year if a new grant is not awarded.

Academic data for the program continues to be strong and stakeholder satisfaction remains high. Student feedback was exceptional. The student surveys reflect a program culture that enhances the all-around well-being of young people. Parents overwhelmingly view the program as a significant asset in their child's education.

Recommendations from the *Measuring the Quality of the Afterschool Program Practices*

Program Staff Process Self-Evaluation:

1. Look at field trip opportunities.
2. Consider service opportunities.

Recommendations from the Parent Satisfaction Survey

1. Better options for snacks
2. Longer program year

B. Lessons learned and issues for consideration.

- Over 25% of the student body participated in the program, an increase from last year (16%).
- Student satisfaction averaged 89% yes on the *Student Satisfaction Survey*. Student confidence in reading and math was high.
- 5% of the students surveyed did not respond "yes" to the question "Do you feel safe in the afterschool program?"